

SCREENING FOR GROUP B STREPTOCOCCUS IN PREGNANT WOMEN

Procedure : MIC-IPA-016

Version: 002

Status: Active

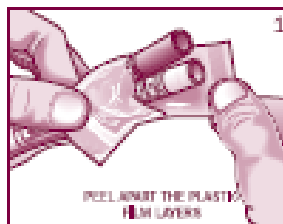
1. Material required

- Swab and liquid Stuart transport medium
- Ink pen

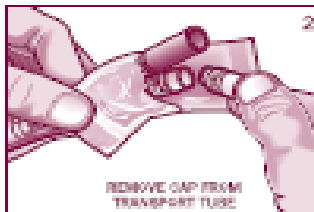
2. Sample collection

***Collection done only in a medical clinic. All samples collected elsewhere will be rejected.**

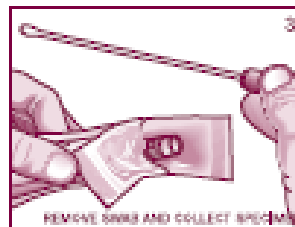
- Open the envelope where it says “peel here.”



- Remove the cap from the tube.



- Take out the swab. Do not touch the foam tip with your fingers.



- Collect the sample by inserting the swab in the vagina (the entire foam tip), then in the rectum (the entire foam tip). Do not touch any other skin surfaces with the swab.

SCREENING FOR GROUP B STREPTOCOCCUS IN PREGNANT WOMEN

Procedure : MIC-IPA-016

Version: 002

Status: Active

- Place the swab in the tube. Close the tube tightly.



- On the tube, write your name, file number and the date and time of the collection.

3. Storage

- Keep the sample at room temperature until transportation.

4. Transport

- Bring the sample, accompanied by the requisition form duly completed, to the laboratory reception (SBA-31), **as soon as possible** (during opening hours).
- Maximum timeframe: 24 hours after the collection.

5. For more information

- Contact the laboratory reception at 450-759-8222, ext. 2606 (business days, 8 a.m. to 4 p.m.).

Martine Lavergne, MD
Microbiologist-infectious disease
specialist

Jean-François Boisvert, MD
Microbiologist-infectious disease
specialist

Soraya Boukhoudmi, MD
Microbiologist-infectious disease
specialist

Anaïs Lauzon-Laurin, MD
Microbiologist-infectious disease
specialist